WL

UNDERCUTS

Patented

Max. 120ºC

Cad Insertion Point

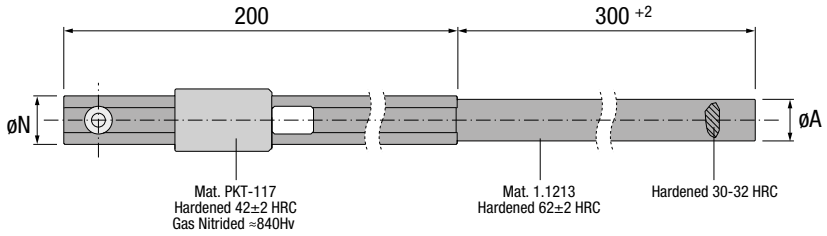

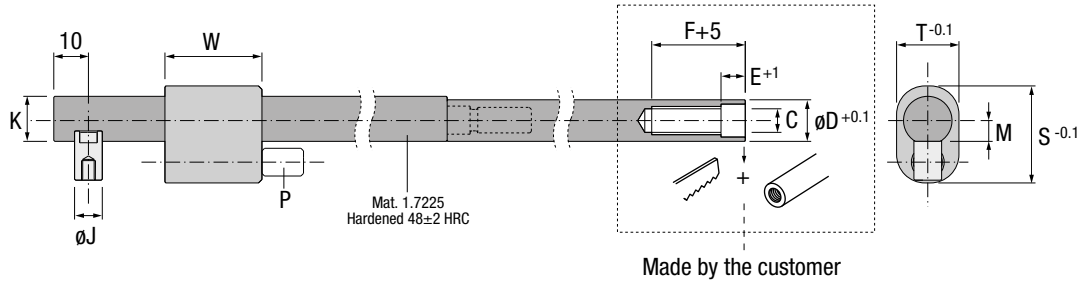

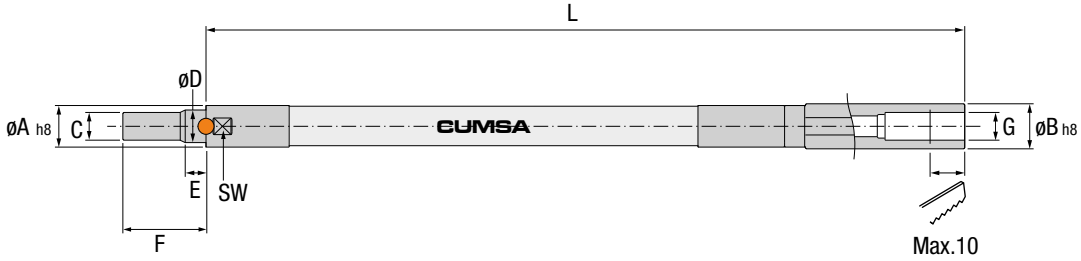

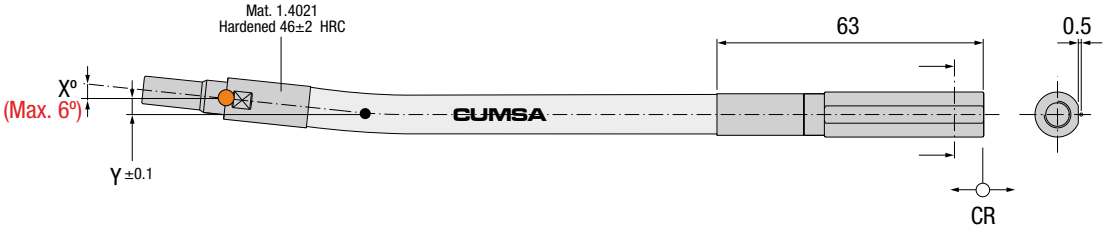

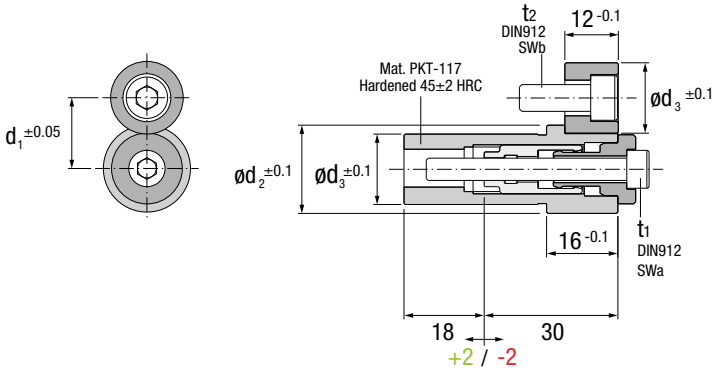

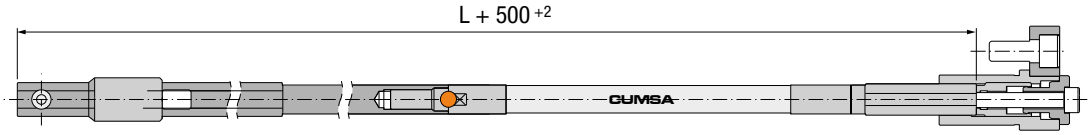

Ref.	A	B	C	D	d_1	d_2	d_3	E	F	G	J	K	L	M	N	P	S	SW	T	t_1	W	d_4	d_5
WL.080100	8	9	M5	5.5	16	19.8	15.8	3.5	18	M5	6	9.5	205	4.5	10	M6	22	7	13	M5x45	26	20	16
WL.080125	8	9	M5	5.5	16	19.8	15.8	3.5	18	M5	6	9.5	240	4.5	10	M6	22	7	13	M5x45	26	20	16
WL.120100	12	13	M8	9.4	19.5	23.8	19.8	6	24	M6	8	13	205	6.2	14	M8	28	11	18	M6x45	28	24	20
WL.120125	12	13	M8	9.4	19.5	23.8	19.8	6	24	M6	8	13	240	6.2	14	M8	28	11	18	M6x45	28	24	20

PLAY

WL

UNDERCUTS

Patented

Max. 120ºC

IMPORTANT !

Design a Mechanical Stopper on the insert.
Realice un Tope Mecánico en el inserto.
Der Benutzer konstruiert selbst den mechanischen Anschlag am Einsatz.
Realizzare un Fermo Meccanico sull'inserto.
Criar um Batente Mecanico no postiço moldante.
Créer un Arrêt Mécanique sur la piéce de la partie moulante.

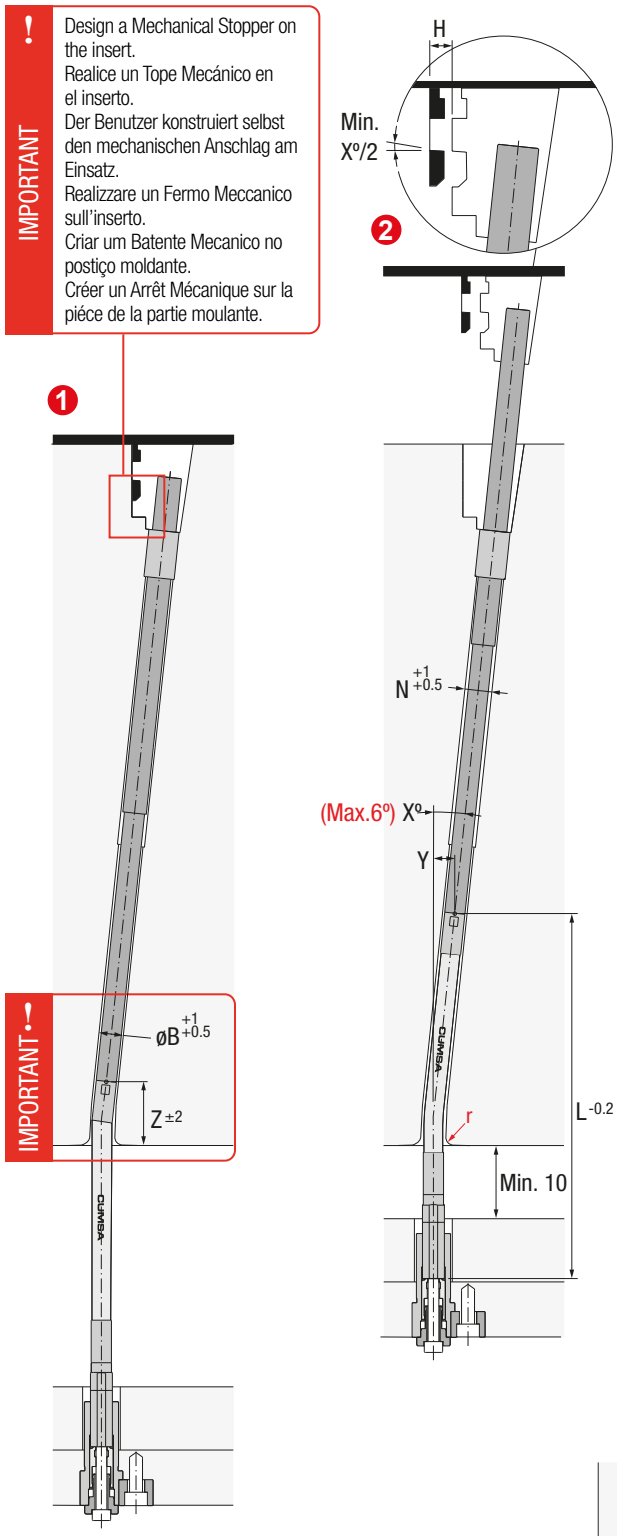

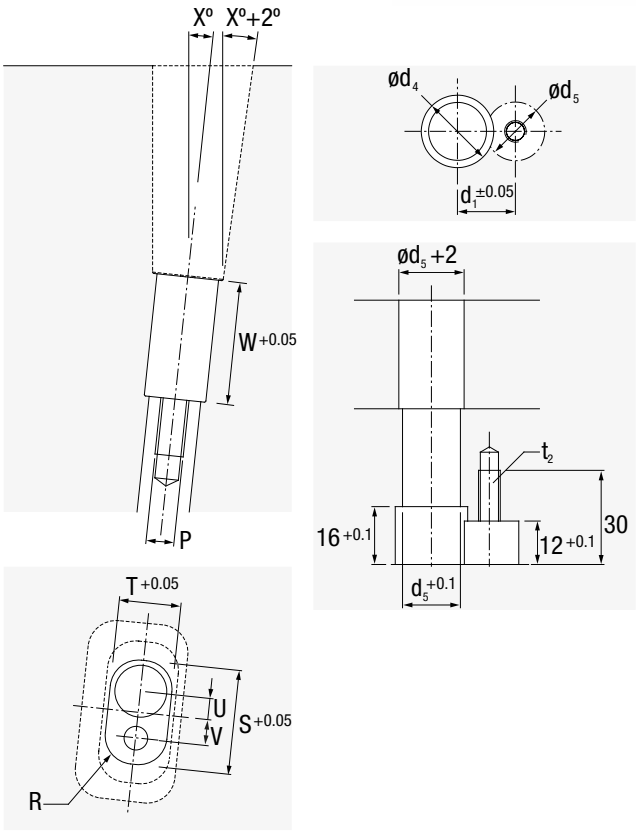

	WL.xxx100		WL.xxx125	
xº	H	Y	H	Y
1º	1.74	0.60	2.18	0.60
2º	3.49	1.20	4.36	1.20
3º	5.24	1.80	6.55	1.80
4º	6.99	2.40	8.74	2.40
5º	8.75	3.00	10.90	3.00
Max. 6º	10.50	3.50	13.10	3.50

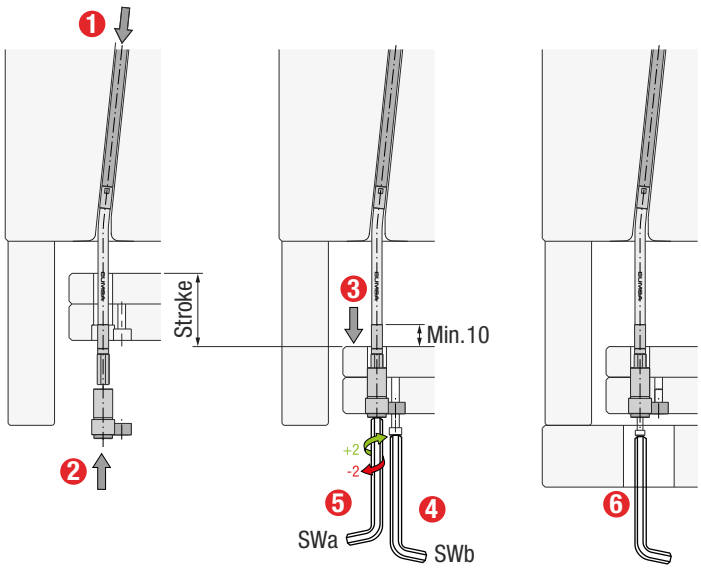

	R	t_2	U	V	Z	CR(N)	Stroke	SWa	SWb
	6	M6	4.5	5.5	40	1.500	100	5	4
	6	M6	4.5	5.5	50	1.500	125	5	4
	8	M8	4	8	40	2.500	100	6	5
	8	M8	4	8	50	2.500	125	6	5

PLAY