

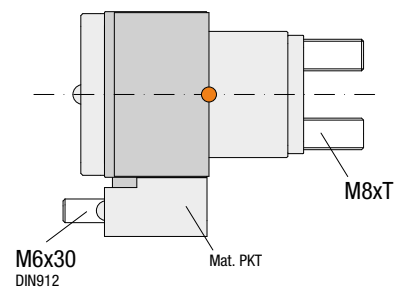
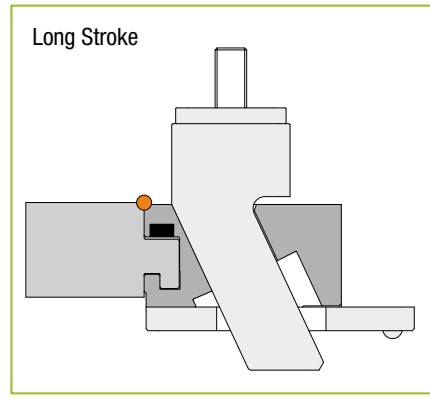
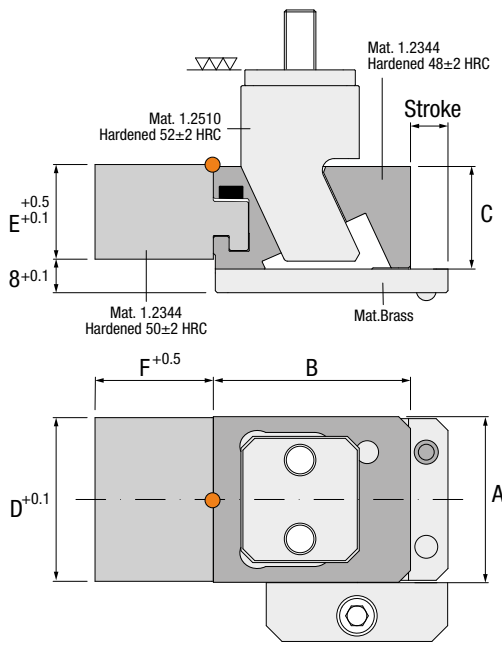
CS

SLIDES



Patented

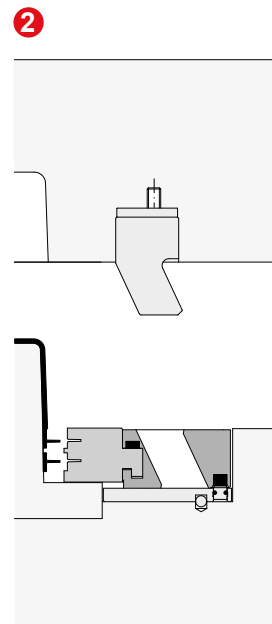
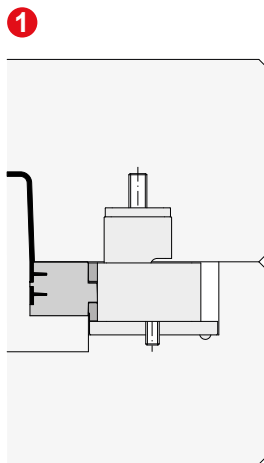
Max. 150°C



Ref.	A	B	C	D	E	F	H	J	K	P	Q	N	Stroke	T	U	V	W	Z
CS.423009	42	50	26	41.5	24	30	32.5	60	54	-	-	-	9	55	32	30	24	20
CS.423017	42	50	26	41.5	24	30	32.5	68.5	62.5	17	34	12	17	55	32	30	24	20
CS.523511	52	56	32	51.5	30	35	38.5	69	63	-	-	-	11.5	55	38	34	26	20
CS.523519	52	56	32	51.5	30	35	38.5	76	70	20	35	9	19	55	38	34	26	20
CS.624014	62	62	38	61.5	36	40	44.5	77	72	-	-	-	14	60	44	38	28	24
CS.624022	62	62	38	61.5	36	40	44.5	85	81	23	39	11	22	60	44	38	28	24

Installation Guidelines

Consejos de Instalación · Richtlinien zur Installation · Consigli di Installazione · Instruções de Instalação · Mode d'Installation



INSTALLATION GUIDELINES

ES Consejos de Instalación DE Richtlinien zur Installation
 IT Consigli di Installazione PT Instruções de Instalação FR Mode d'Installation

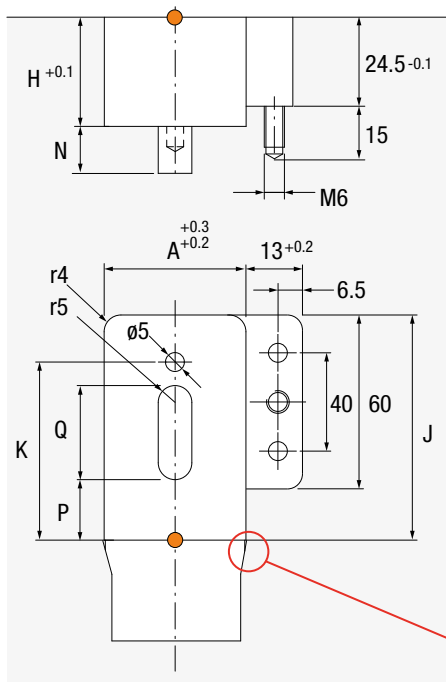


CS

SLIDES

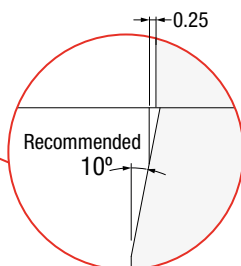
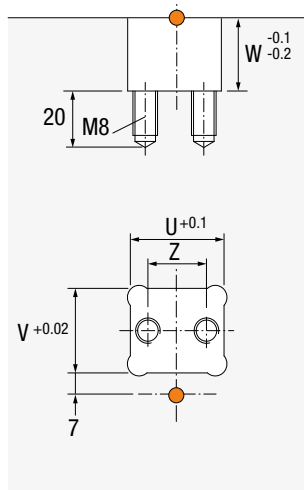
Core Housing

Alojamiento Placa Punzón · Kerngehäuse · Sede nel Punzone · Alojamiento Bucha · Logement dans l'empreinte



Cavity Housing

Alojamiento Placa Cavidad · Kavitätsgehäuse · Sede piastra cavità · Alojamento na Cavidade · Logement dans l'empreinte

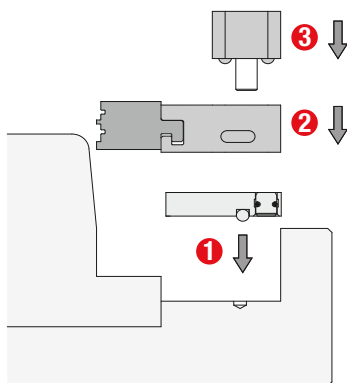


Patented



Core Slide Installation

Instalación Placa Punzón · Einbau des Kernschiebers · Installazione piastra punzone · Alojamento na Bucha · Logement dans l'empreinte



Cavity Slide Installation

Instalación Placa Cavidad · Einbau des Kavitätschiebers · Installazione piastra cavità · Instalação da corredeira no lado da cavidade · Logement dans l'empreinte

