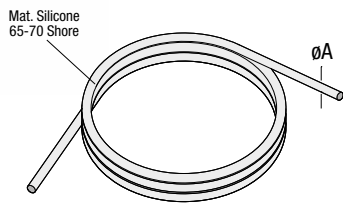


VACUUMJET SEAL

ES Sello Vacuumjet DE Vacuumjet Dichtschnur
IT Guarnizione Vacuumjet PT Vedante Vacuumjet FR Joint Vacuumjet

JV



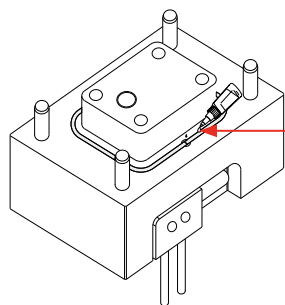
Ref.	A	B	C	mm
JV.030200	3	2.2	2.7	2.000
JV.050200	5	3.8	4.2	2.000

● Cad Insertion Point

Installation Guidelines

Consejos de Instalación · Richtlinien zur Installation · Consigli di Installazione · Instruções de Instalação · Mode d'Installation

Patented



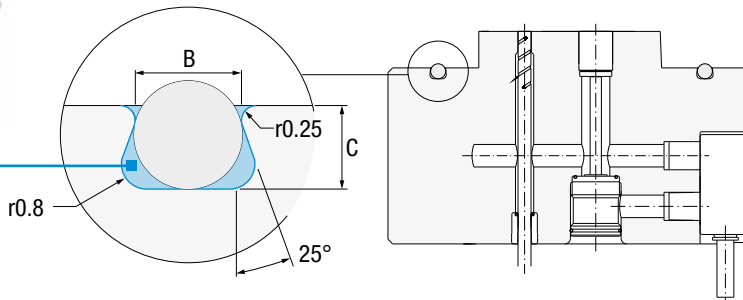
IMPORTANT !

Ensure joint is sealed using silicon.
Sellar con silicona la entrada de herramienta.
Dichtschnur an den Enden mit Silikon verkleben.
Sigillare con silicone l'entrata dell'utensile.
Vedar a linha de junta.
Coller ensemble les extrémités du joint.

ST SEAL TOOL



Ref.	Compatible with
ST.030200	JV.030200
ST.050200	JV.050200



TV



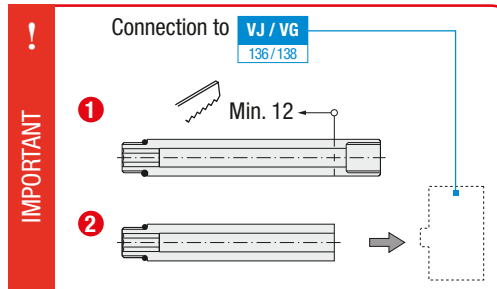
CONNECTION TUBE

ES Tubo Conexión DE Verbindungsrohr
IT Tubo connessione PT Tubo de Ligação FR Tube de connexion

● Cad Insertion Point



Ref.	B	L
TV.141650	16	50
TV.141675	16	75



IMPORTANT !

