

# AIR VALVE

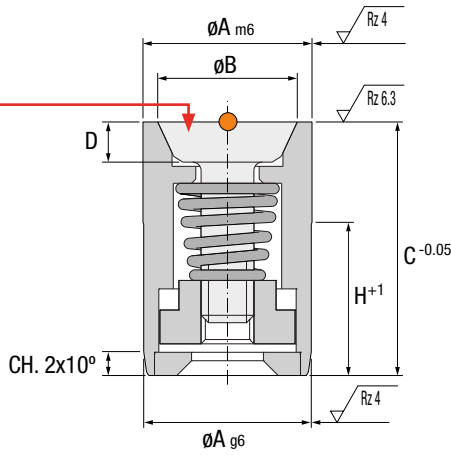
ES Válvula Aire DE Luftventil  
IT Valvola Aria PT Válvula de Ar FR Soupape à Air

# VA

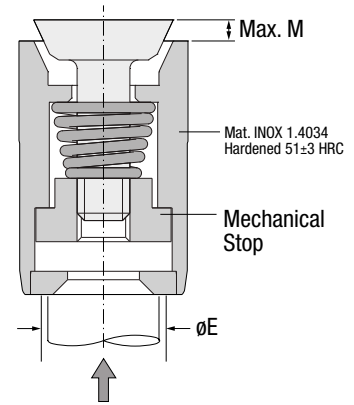


### IMPORTANT !

Maximum Injection Pressure: 1200 Kgs/cm<sup>2</sup> (1BAR ~ 1kg/cm<sup>2</sup>)



● Cad Insertion Point



Max. 150°C

Min. 3 BARS

Dimensions in metric (mm)							
Ref.	A	B	C	D	E	H	M
VA.030312	3	2.6	12	2	2	7	0.7
VA.050412	5	3.4	12	2.1	4	7	2.5
VA.065212	6	5.2	12	1.8	4	7	0.95
VA.086512	8	6.6	12	1.9	6	7	0.95
VA.100812	10	8.2	12	2.7	8	7	0.95
VA.121012	12	9.7	12	2.7	10	7	0.95
VA.161320	16	12.6	20	4	12	12	1.55
VA.201720	20	16.9	20	4	16	12	1.55

### IMPORTANT !

Reference VA.030312 and VA.050412, do not include mechanical stop. La referencia VA.030312 y VA.050412, no incluye tope mecánico. Referenz VA.030312 und VA.050412 ohne mechanischen Anschlag. L'articolo VA.030312 e VA.050412 non include freno meccanico. A referencia VA.030312 e VA.050412 não tem batente mecânico. La référence VA.030312 et VA.050412 n'inclut pas la butée mécanique.

Dimensions in inches (")							
Ref.	A	B	C	D	E	H	M
NEW ZZ.002271	0.5	0.38	0.5	0.106	0.39	0.275	0.037

# FILTER VALVE

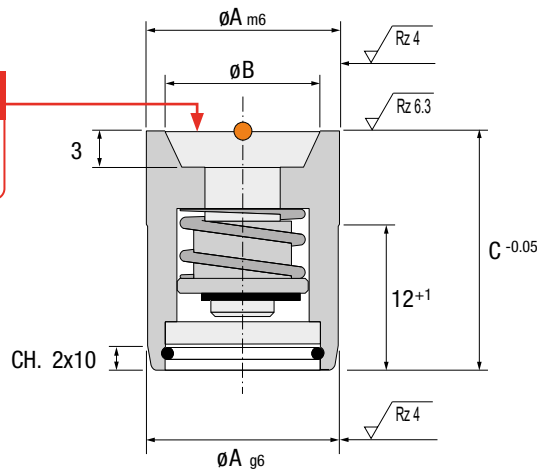
ES Filtro Válvula DE Filterventil  
IT Filtro Valvola PT Válvula Filtro FR Soupape à Filtre

# FV

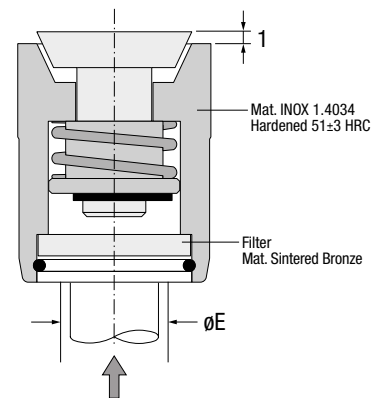


### IMPORTANT !

Maximum Injection Pressure: 1200 Kgs/cm<sup>2</sup> (1BAR ~ 1kg/cm<sup>2</sup>)



● Cad Insertion Point



Max. 150°C

Min. 3 BARS

Ref.	A	B	C	E
FV.161320	16	13	20	14
FV.201720	20	17	20	18