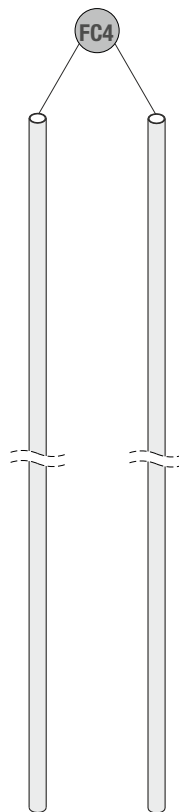
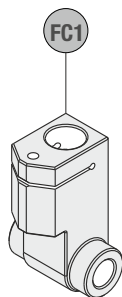


COOLING HOSE (FC) COMPONENTS

COMPONENTES TUBO REFRIGERACIÓN (FC)

KR KÜHLUNGSSCHLAUCH (FC) BAUTEILE



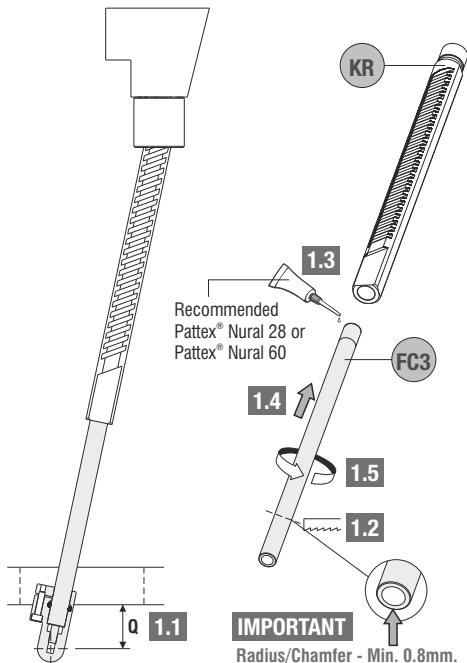
- 1** Base Unit
Base
Basis Einheit
- 2** Fixing Screw
Tornillo Fijación
Schraube
- 3** KR Connection Tube
Tubo Conexión KR
KR Verbindungsrohr
- 4** Molding Insert Tube
Tubo Postizo
Kühlungsrohr der Kontureinsatz
- 5** Extender
Alargo
Verbindungsstück

COOLING HOSE (FC) ASSEMBLY

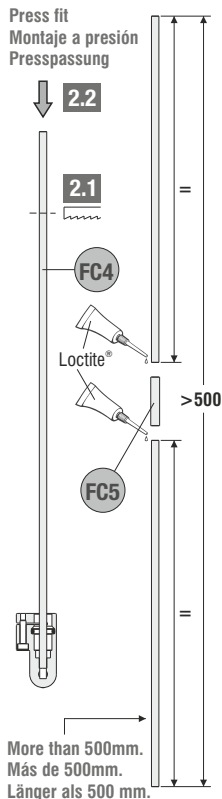
MONTAJE TUBO REFRIGERACIÓN (FC)

KR KÜHLUNGSSCHLAUCH (FC) ZUSAMMENBAU

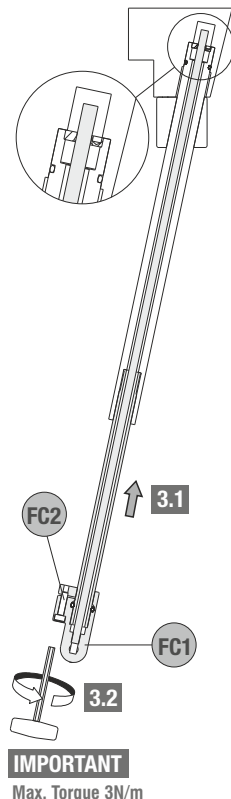
Step 1



Step 2



Step 3



Ref.	Q					
	$\beta \leq 0^\circ$	$0^\circ < \beta \leq 10^\circ$	$10^\circ < \beta \leq 20^\circ$	$20^\circ < \beta \leq 25^\circ$	$25^\circ < \beta \leq 30^\circ$	$30^\circ < \beta \leq 35^\circ$
KR.xx125L-8	10	15	18	20	23	25
KR.xx125L-12	10	16	22	25	29	-
KR.xx125L-16	10	18	26	31	-	-
KR.xx125L-20	10	20	31	-	-	-