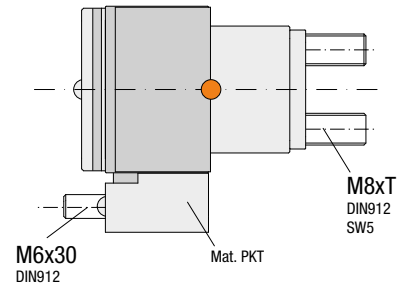
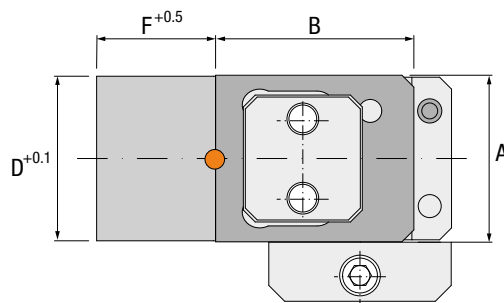
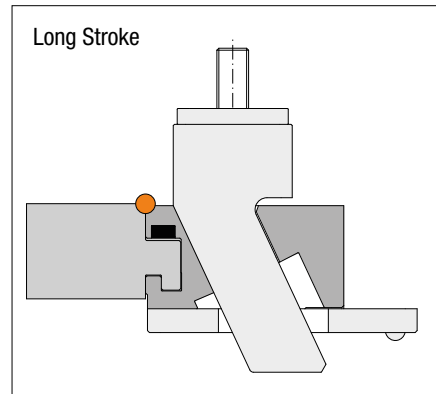
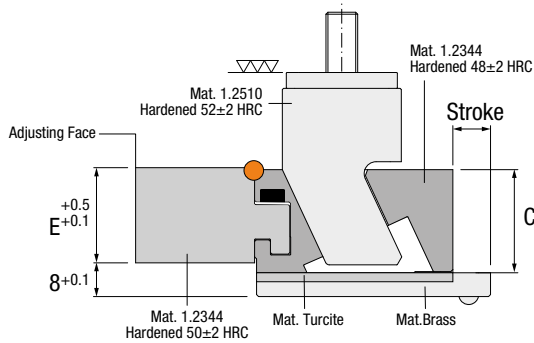


CS

SLIDES



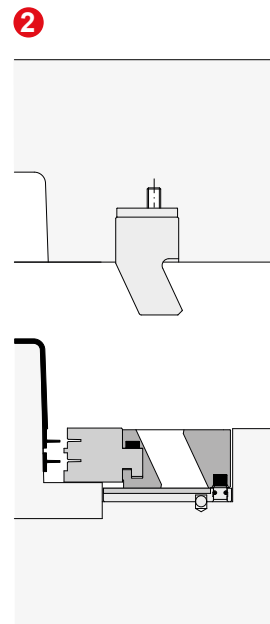
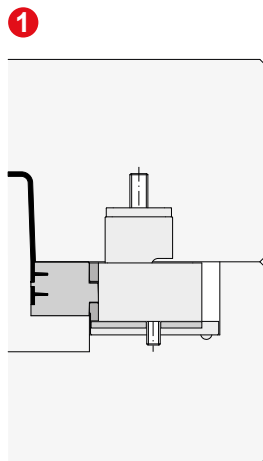
Patented



Ref.	A	B	C	D	E	F	H	J	K	P	Q	N	Stroke	T	U	V	W	Z
CS.423009	42	50	26	41.5	24	30	32.5	60	54	-	-	-	9	55	32	30	24	20
CS.423017	42	50	26	41.5	24	30	32.5	68.5	62.5	17	34	12	17	55	32	30	24	20
CS.523511	52	56	32	51.5	30	35	38.5	69	63	-	-	-	11.5	55	38	34	26	20
CS.523519	52	56	32	51.5	30	35	38.5	76	70	20	35	9	19	55	38	34	26	20
CS.624014	62	62	38	61.5	36	40	44.5	77	72	-	-	-	14	60	44	38	28	24
CS.624022	62	62	38	61.5	36	40	44.5	85	81	23	39	11	22	60	44	38	28	24

Installation Guidelines

Consejos de Instalación · Richtlinien zur Installation · Consigli di Installazione · Instruções de Instalação · Mode d'Installation



INSTALLATION GUIDELINES

ES Consejos de Instalación DE Richtlinien zur Installation
IT Consigli di Installazione PT Instruções de Instalação FR Mode d'Installation



CS

SLIDES

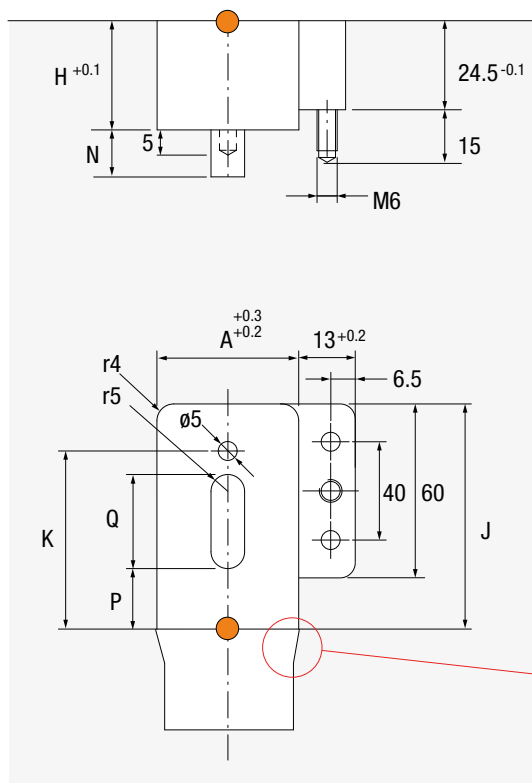


Patented



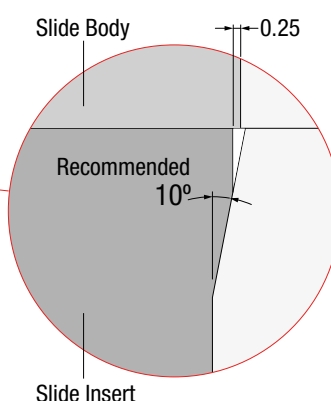
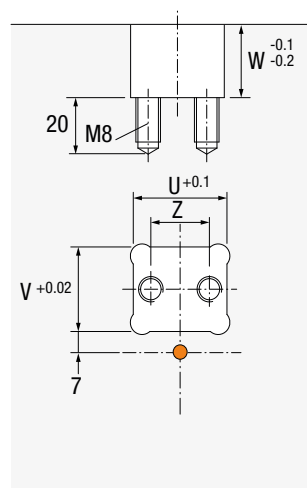
Core Housing

Alojamiento Placa Punzón · Einbaumaße PB Führung · Sede nel Punzone · Alojamento Bucha · Logement dans l'empreinte



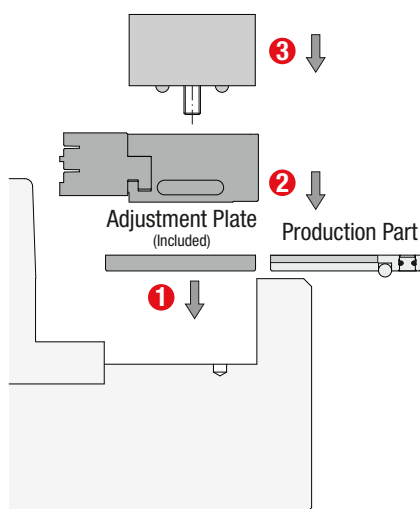
Cavity Housing

Alojamiento Placa Cavidad · Einbaumaße DR Führung · Sede piastra cavità · Alojamento na Cavidade · Logement dans l'empreinte



Core Slide Installation

Instalación Placa Punzón · Einbaumaße DR Führung · Installazione piastra punzone · Alojamento na Bucha · Logement dans l'empreinte



Cavity Slide Installation

Instalación Placa Cavidad · Einbaumaße DR Führung · Installazione piastra cavità · Instalação da correção no lado da cavidade · Logement dans l'empreinte

